

CTD24 Temperature Controllers

Crouzet Products /Automation Controls /Control Relays /Temperature Controllers /CTD24

PRODUCT FEATURES

- ☒ Accepts Types J, K, R, S, T, L, N thermocouples & PT100 2/3 wire RTD
- ☒ Functions include PID algorithm, smart function, inverse or direct action, and soft-start
- ☒ Two output relays; EMR, solid-state, or EMR + solid-state
- ☒ Two independent reamps allow switching from one setpoint to another


[CTD 24 Operating Manual](#)



CTD24 Series Temperature Controllers

Mounting Style	Input Power	Output	Series	Part number
1/32 DIN Panel Mount	24 V AC/DC	2 - SPST	CTD24	89422702
1/32 DIN Panel Mount	100-240 V AC	2 - SPST	CTD24	89422708
1/32 DIN Panel Mount	24 V AC/DC	Transistor and SPST	CTD24	89422712
1/32 DIN Panel Mount	100-240 V AC	Transistor and SPST	CTD24	89422718
1/32 DIN Panel Mount	24 V AC/DC	2 - Transistor	CTD24	89422722
1/32 DIN Panel Mount	100-240 V AC	2 - Transistor	CTD24	89422728

- Accepts J, K, R, S, T, L, N, type Thermocouples and PT100 2 and 3 wire RTD
- PID Algorithm, Smart Function, Inverse or Direct action and Soft Start for preheating,
- 2 outputs Contact or Solid State
- 2 Independent ramps for switching from 1 set point to another

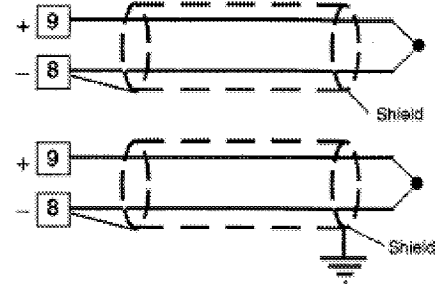


Type			Part Number
Output 1	Output 2	Input Power	
Relay 3 A – 250V resistive load	Relay 3 A – 250V resistive load	100 – 240 Vac	89 422 708
Relay 3 A – 250V resistive load	Relay 3 A – 250V resistive load	24Vac / Vdc	89 422 702
Logic 14V – 20mA	Relay 3 A – 250V resistive load	100 – 240 Vac	89 422 718
Logic 14V – 20mA	Relay 3 A – 250V resistive load	24Vac / Vdc	89 422 712
Logic 14V – 20mA	Logic 14V – 20mA	100 – 240 Vac	89 422 728
Logic 14V – 20mA	Logic 14V – 20mA	24Vac / Vdc	89 422 722

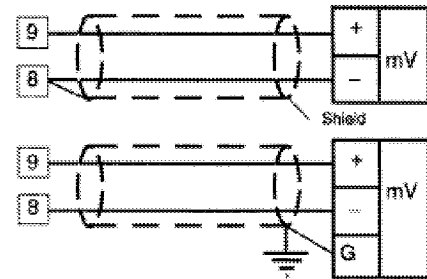
Specifications:

Display	4 Digit
Thermocouples	J (-100.0 / 999.9°C) (-150 / 1830°F) K (-100 / 1370°C) (-150 / 2500°F) R (-50 / 1760°C) (-60 / 3200°F) S (-50 / 1760°C) (-60 / 3200°F) T (-199.9 / 400°C) (-330 / 750°F) L (-100.0 / 900.0°C) (-150 / 1650°F) N (-100 / 1400°C) (-150 / 2550°F) PT 100 2 & 3 wire (-199.9 / 850.0°C) (-330 / 1560°F) Linear 0-60mV, 12-60mV
Dimensions	24 x 48 x 102mm
Front Panel	NEMA 4X, IP 65
Functions	PID Algorithm SMART Function Auto Tuning Direct (cooling) or Inverse (heating) Action Soft Start Function for Preheating
2 Reference Points	Used with the Ramp Function
Alarms	Configurable Control Loop Monitoring

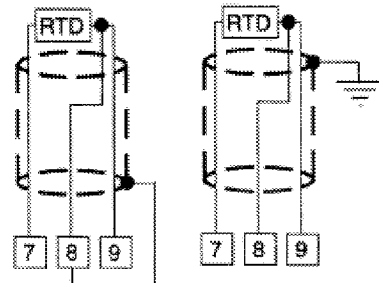
TC INPUT



LINEAR INPUT



RTD INPUT



NOTES:

1. Never run input cables together with power cables.
2. When a shielded cable is used it should be connected at one point only.
3. For TC sensors it is preferred to use shielded cables
4. For RTD's use low resistance wires and ensure that all 3 wires are the same resistance.
5. For Linear inputs use only low resistance wires.

